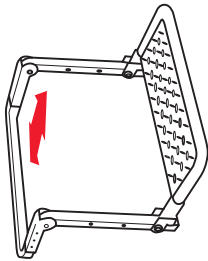



Instructions for use of the Sherpak™ Elevator Step™:


Measure the width of the tire, then adjust the Elevator Step™ width (3-position adjustment).



To insure proper fit; test to make sure the Elevator Step™ is stable and firm; the Elevator Step™ is designed with a wire mesh non skid surface for sure footed stance.



The Elevator Step™ platform may be adjusted to three different height settings. Adjusting the height is done easy while the Elevator Step™ is mounted on the tire. To adjust simply remove the bolts on each side and move the step platform to the desired position and replace the bolts.



The Elevator Step™ is easily folded and stored in the trunk or behind or under the seat.

