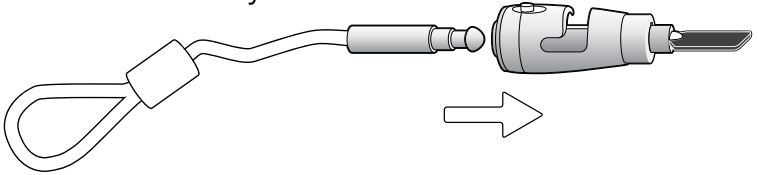


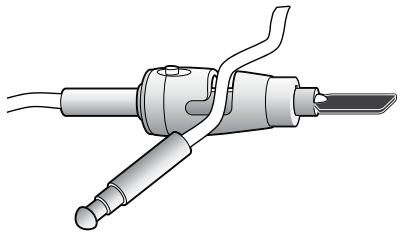
# Cradle Lock Instructions

## TO LOCK

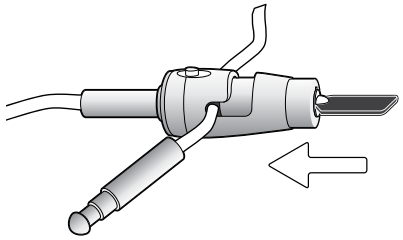
**Step 1:** Press the release button to detach the lock body from the cable.



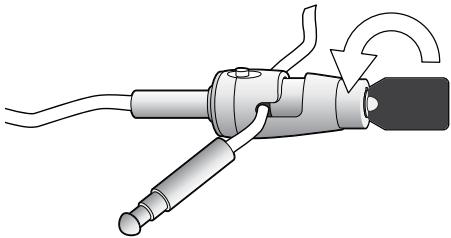
**Step 2:** Anchor one cable around the bow of your kayak. Anchor the other cable around the stern of your kayak. Thread each end through the holes in the kayak cradles.



**Step 3:** Attach one the cable heads into the lock until you hear a “click”. Pull the other cable tight and slide it into the locking slot.



**Step 4:** Insert the key into the keyhole and turn 90° counterclockwise until the cable is firmly in place. Remove the key.



## TO LOCK

Insert the key into the keyhole and turn 90° clockwise. Remove the key.

